

FORM 2 – D – S  
**DYSLEXIA  
PRE-DIAGNOSIS FORM**

\*PERSONAL USE (NON PROFESSIONAL)

\*FOR STUDENTS (AGE 7 - 17 Y/O)



Reference : The Colorado Learning Disabilities Questionnaire (CLDQ-R) by Willcutt et al. (2011)  
Quoted from Dyslexia Screener-International Dyslexia Association (2018)

**DYSLEXIA SCREENER**  
**PRE-DIAGNOSIS FOR PERSONAL USE (NON-PROFESSIONAL)**  
**FOR SCHOOL-AGE CHILDREN (AGE 7 TO 17)**

## NOTES











1. FORM 2 – D – S is only a screener and does not constitute a formal evaluation or diagnosis. If you have concerns about your child's reading progress, we recommend that you contact the expert/dyslexia specialist about pursuing a more thorough evaluation to investigate the nature of these concerns.
2. FORM 2 – D – S consists of 6 questions.

## HOW TO USE







1. FORM 2 - D - S should be filled in by parents / teachers / private tutors from school-age children who are suspected of having a risk of dyslexia.
2. Give a checklist (☒) in the appropriate answer (.....) column.
3. Calculate the total score of the checklist (☒) of the overall answer.

## PRE-SCREENING TEST








1. Has difficulty with spelling.

Never	Rarely	Sometimes	Frequently	A Great Deal
 	 	 	 	 
(Score = 1)	(Score = 2)	(Score = 3)	(Score = 4)	(Score = 5)






2. Has/had difficulty learning letter names.

Never	Rarely	Sometimes	Frequently	A Great Deal
 	 	 	 	 
(Score = 1)	(Score = 2)	(Score = 3)	(Score = 4)	(Score = 5)

3. Has/had difficulty learning phonics (sounding out words).

Never	Rarely	Sometimes	Frequently	A Great Deal
 	 	 	 	 
(Score = 1)	(Score = 2)	(Score = 3)	(Score = 4)	(Score = 5)

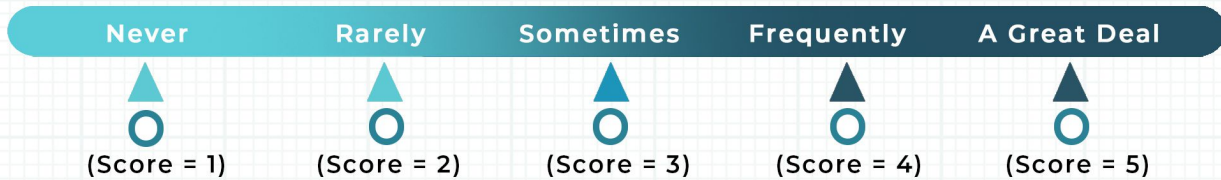
4. Reads Slowly.

Never	Rarely	Sometimes	Frequently	A Great Deal
 	 	 	 	 
(Score = 1)	(Score = 2)	(Score = 3)	(Score = 4)	(Score = 5)

NEXT QUESTION >>

## DAFTAR PEMERIKSAAN

5. Reads below grade level.



6. Requires extra help in school because of problems in reading and spelling.



## TOTAL SCORE

[WWW.DYSLEXIA.CO.ID](http://WWW.DYSLEXIA.CO.ID)

If the Total Score  $\geq 15$ , then the child has a significant risk of dyslexia. We recommend that you contact a Dyslexia Specialist about pursuing a more thorough evaluation to investigate these concerns or contact Dyslexia Center Indonesia with Lulu on 0818 180 918 (Whatsapp only) or [info@dyslexia.co.id](mailto:info@dyslexia.co.id) / [lulu.fajriyanti@elite-tutors.co.id](mailto:lulu.fajriyanti@elite-tutors.co.id).

[WWW.DYSLEXIA.CO.ID](http://WWW.DYSLEXIA.CO.ID)